


*Free Inklíngo Pattern*

*"Love in a Míst"*

*uses Free Inklíngo Le Moyne Star Collection*


*Approximate size 39 x 39"*



*Designed by Erin Klein*

Please note that this pattern hasn't been fully tested yet. Yardage requirements are estimated using the printing layouts I have noted in the printing chart plus a bit to cover for shrinkage. You can download the 4.5" LeMoyne Star Collection for free here: <http://lindafranz.com/product.php?productId=7>

This block requires careful placement of a light, 2 mediums and a dark to get the swirled ribbon effect as shown in the wall hanging. Thirteen full, eight half and four quarter Love in a Mist blocks are needed to complete the wall hanging as shown on cover. The blocks are set on point so the half blocks are split on the diagonal and not horizontally and the quarter blocks are one half of the half block and not a quarter of the full block.




Each full block requires:

- 16 diamonds
  - 4 Color A Light
  - 4 Color B Medium
  - 8 Color C Contrast
- 8 squares
  - 4 Color A Light
  - 4 Color B Dark
- 8 quarter square triangles
  - 8 Color A Light



Each half block requires:


- 8 diamonds
  - 2 Color A Light
  - 2 Color B Medium
  - 4 Color C Contrast
- 3 squares
  - 1 Color A Light
  - 2 Color B Dark
- 6 quarter square triangles
  - 6 Color A Light



Love in a Mist  
6 1/4" Block

Each quarter block requires:

- 4 diamonds
  - 1 Color A Light
  - 1 Color B Medium
  - 2 Color C Contrast
- 1 square
  - 1 Color B Dark
- 4 quarter square triangles
  - 4 Color A Light



### **Choosing Fabrics:**



Color A Light ideally should be a light, neutral fabric. Beige, light tan or shirtings would work well. Color B Medium and Dark should be the same color but with enough contrast in value for one to be considered "medium" and the other "dark." The color that you choose for Color C Contrast should contrast nicely with Color B and be considered light in value and you want there to be enough color for it to stand out from your neutral Color A. ☺

### **Printing Chart:**

Chapter 1 of the Inklingo Handbook explains how to prepare your fabrics for printing. Chapter 1 is available as a free download at [www.inklingo.com](http://www.inklingo.com). You can purchase the complete Inklingo Handbook at: <http://lindafranz.com/product.php?productId=6>

| Fabric Color     | Yardage  | Shape                              | Number | Layout                                  | Inklingo Pages |
|------------------|----------|------------------------------------|--------|---|----------------|
| Color A Light    | 1 yard   | Diamond                            | 72     | A) 3 of 7.5 x 12.25 Landscape           | pg 8 & 9       |
|                  |          | Square                             | 60     | 2 of 7.75 x 11.5 and 1 of 6 x 8         | pg 16 & 17     |
|                  |          | Quarter Square Triangle            | 168    | 5 of 6.75 x 13 Landscape and 1 of 4 x 7 | pg 18 & 19     |
| Color B Medium   | 3/8 yard | Diamond                            | 72     | A) 3 of 7.5 x 12.25 Landscape           | pg 8 & 9       |
| Color B Dark     | 3/8 yard | Square                             | 72     | 3 of 7.75 x 11.5                        | pg 16 & 17     |
| Color C Contrast | 3/4 yard | Diamond                            | 144    | A) 6 of 7.5 x 12.25 Landscape           | pg 8 & 9       |
| Border 1         | 3/8 yard | 2 1/2" x 40/42" strips             | Cut 4  | n/a                                     | n/a            |
| Border 2         | 1 yard   | 4 1/2" x 40/42" strips for border  | Cut 4  | n/a                                     | n/a            |
|                  |          | 2 1/2" x 40/42" strips for binding | Cut 5  | n/a                                     | n/a            |

Sew the Love in a Mist blocks using your favorite method. Sew blocks into rows on the diagonal and then sew rows together. Layer your wall hanging with batting and backing and quilt as desired. Use the 5- 2.5" strips to make your binding and bind your quilted wall hanging.



Variations on original color way

This pattern is offered free for Inklingo Yahoo Group users. It is for your personal use only. The free Inklingo 4.5" LeMoyne Star download is available at <http://lindafranz.com/product.php?productId=7>

If you have questions or comments, you can contact me at: [quilt@aprairiehome.com](mailto:quilt@aprairiehome.com)

3 February 2009